

Contact: **Hiratsuka City Garbage Collection Operation Department, Collection and Separation Section** (2nd Floor, Hiratsuka City Hall Annex, 12-1 Sengen-cho, Hiratsuka-shi)

☎0463-21-8796 (direct) / FAX 0463-36-2352

Website ☐ <http://www.city.hiratsuka.kanagawa.jp>









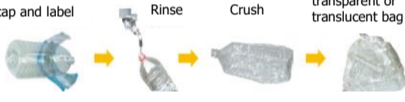








Please search for "Hiratsuka city garbage".

Call Center for Oversized Garbage and Trimmed Tree Branch Collection ☎0463-24-1610 Please dispose of garbage in the designated area between early morning hours and 8:30A.M. on the collection date.

※Operating Hours: Mon - Fri, 8:30A.M. - 5:00P.M.

●Use a transparent or translucent bag that allows for seeing the contents inside. (Do not use a black plastic bag.) ●Please take home the plastic bag you used for carrying recyclable materials.

●Cardboard is a recyclable resource. Please do not use it as a garbage container. ●Please see the garbage collection schedule on the "Garbage Collection Day Calendar".

Category	Type	How to Throw Away Your Garbage	
Recyclables (Twice a Month)	<b>古紙類</b> Recyclable Paper <ul style="list-style-type: none"> <li>●Newspapers, fliers</li> <li>●Magazines, books</li> <li>●Cardboard</li> </ul>	Bundle newspapers and fliers together 	<ul style="list-style-type: none"> <li>●Tie up newspapers, magazines, books and cardboard.</li> <li>●Throw away fliers together with newspapers.</li> <li>●Braille books and printed materials are combustible garbage.</li> </ul>
	<ul style="list-style-type: none"> <li>●Cartons (for milk, beverages and liquor)</li> </ul>	Carton 	<ul style="list-style-type: none"> <li>●Wash and cut open the cartons. Put them in the light blue collection container.</li> <li>●Remove the plastic lids and throw away as plastic waste.</li> <li>You do not need to remove the pouring spouts.</li> </ul>
	<ul style="list-style-type: none"> <li>●Other paper waste larger than a business card (wrapping paper, paper boxes, postcards, notebooks, memo pads, etc.)</li> </ul>	Other Paper Waste 	<ul style="list-style-type: none"> <li>●Put miscellaneous paper waste in paper bags to avoid scattering.</li> <li>●Thermal paper, waxed paper, paper combined with vinyl, iron-on heat transfer paper and shredded paper are combustible garbage.</li> </ul>
	<b>空き缶類</b> Cans <ul style="list-style-type: none"> <li>●Empty cans</li> <li>◆25cm or shorter on either dimension</li> </ul>	Aerosol Cans Portable Gas Cylinders Empty Cans Beverage Cans 	<ul style="list-style-type: none"> <li>●Empty the cans and put them in the yellow collection container.</li> <li>●Do not crush the cans.</li> <li>●Empty the aerosol cans and portable gas cylinders.</li> <li>(Bring them to the garbage collection operation department stated above if you can not empty them.)</li> </ul>
	<b>金属</b> Metals <ul style="list-style-type: none"> <li>●Metal objects (kettles, pots, bicycles, heaters, kitchen stoves, fan heaters, microwave ovens, wire hangers)</li> <li>◆empty cans longer than 25cm on either dimension</li> </ul>	Frying Pans Kettles Microwaves Bicycles 	<ul style="list-style-type: none"> <li>●Leave the metal objects next to the yellow collection container for cans. (Place them outside of the container.)</li> <li>●Attach a sticker saying "SHIGEN" (=resource) to bicycles.</li> <li>●Take out the batteries and kerosene from oil and fan heaters.</li> </ul>
	<b>ビン</b> Glass Bottles <ul style="list-style-type: none"> <li>●Alcohol bottles</li> <li>●Beverage bottles</li> <li>●Spice bottles</li> <li>●Cosmetic bottles (except matte glass)</li> </ul>	Bottles 	<ul style="list-style-type: none"> <li>●Empty the bottles and put them in the grey collection container.</li> <li>●Remove the caps.</li> <li>●Broken bottles, sheet glass, glasses, fluorescent tubes and light bulbs are incombustible garbage.</li> <li>●Bring the returnable bottles such as beer bottles to the shop you purchased the beverage.</li> <li>●Throw away the bottles quietly.</li> </ul>
<b>布類</b> Cloth <ul style="list-style-type: none"> <li>●Old clothes</li> <li>●Cloth curtains</li> <li>●Blankets</li> </ul>	Cloth 	<ul style="list-style-type: none"> <li>●Bundle the cloth/clothes or put them in paper bags. Do not use plastic bags.</li> <li>●Do not dispose of cloth/clothes when it rains. (Wet cloths are not recyclable.)</li> <li>●Cut out any bad parts of cloth/clothes within 30cm and bundle them. Throw these away as combustible garbage.</li> </ul>	
<b>廃食用油</b> Waste Cooking Oil <ul style="list-style-type: none"> <li>●Waste cooking oil (tempura or frying oil)</li> </ul>	Tempura or Frying Oil 	<ul style="list-style-type: none"> <li>●Pour the used oil into plastic bottles, put caps on and put them in the green container.</li> <li>●Do not use bottles other than plastic bottles.</li> </ul>	
Recyclables (Once a Week)	<b>ペットボトル</b> PET Bottles Bottles with the label <ul style="list-style-type: none"> <li>●bottles of soft drinks, milk-based drinks and specific seasonings such as soy sauce, cooking sake and mirin</li> </ul>	Remove the cap and label Rinse Crush Put in a transparent or translucent bag 	<ul style="list-style-type: none"> <li>●Remove the cap and label ⇒ Rinse the inside ⇒ Crush ⇒ Put them in a transparent or translucent bag.</li> <li>●Do not use a thick bag (such as a sand bag, rice bag, fertilizer bag, etc.).</li> <li>●Dirty bottles are combustible garbage.</li> <li>●Plastic caps and labels are plastic waste.</li> </ul>
	<b>容器包装</b> プラスチック (プラケル) Plastic Containers and Packaging Containers and packaging with the label ※no other plastic products <ul style="list-style-type: none"> <li>●plastic bags, bottles, packs and tubes, styrofoam packing and cushioning materials, plastic and vinyl containers and packaging</li> </ul>	Plastic Containers and Packaging 	<ul style="list-style-type: none"> <li>●Empty the contents ⇒ Rinse or clean the inside ⇒ Put them in a transparent or translucent bag.</li> <li>●Dirty containers are combustible garbage.</li> <li>●Put bags, trays and cups together in a transparent or translucent bag.</li> <li>●Crush and/or stack the containers and put them in plastic bags.</li> <li>●Home medical care waste is combustible garbage.</li> </ul>
Incombustible & Harmful Waste (Twice a Month)	<b>不燃ごみ</b> Incombustible Waste <ul style="list-style-type: none"> <li>●Sheet glass, processed wood products, flowerpots, mirrors, umbrellas, plates and other chinaware, CDs, rice cookers, electric fans, washbasins, vacuum cleaners, bowls, buckets, etc.</li> <li>◆Cubic-shaped: Each side must be within 50cm and the weight is within 25kg.</li> <li>◆Plate-shaped: Within 5cm thick and 1m diameter and the weight is within 25kg.</li> <li>◆Bar-shaped: The diameter must be within 10cm, length within 1m and the weight within 25kg.</li> </ul>	Electric Fans Chinaware Rice Cookers Glasses 	<ul style="list-style-type: none"> <li>●Hard plastic (trays, tupperware, buckets, toys, etc.)</li> <li>●Thing with a mixed composite of wood, hard plastic, ceramics and glass.</li> <li>●Bundle or put in a transparent or translucent bag.</li> <li>●Remove batteries and dispose of these as hazardous waste.</li> <li>●Broken fluorescent tubes are not recyclable. Throw away them as incombustible waste.</li> </ul>
	<ul style="list-style-type: none"> <li>●Fluorescent tubes (straight tubes, ring tubes, bulbs, etc.)</li> <li>※Incandescent lamps, LED lamps and broken fluorescent tubes are incombustible garbage. (category above)</li> </ul>	Fluorescent Tubes Ring Tubes Straight Tubes 	<ul style="list-style-type: none"> <li>●Put the fluorescent tubes in a transparent or translucent bag or the original box to protect from breaking.</li> <li>Separate other incombustible waste using different bags or boxes and dispose at the collection point.</li> <li>●We cannot collect fluorescent tubes used for business activities as they are industrial waste.</li> </ul>
	<b>有害ごみ</b> Hazardous Waste <ul style="list-style-type: none"> <li>●Batteries (single-use type)</li> <li>●Coin batteries (model type CR or BR)</li> <li>●Mercury thermometers, blood pressure measuring devices, weather thermometers</li> <li>●Lighters</li> </ul>	Mercury Thermometers Lighters Battery Collection Box Coin Batteries 	<ul style="list-style-type: none"> <li>●Put in the battery box on the day of collection.</li> <li>●Put mercury thermometers, blood pressure measuring devices and weather thermometers in a transparent bag.</li> <li>●Use up lighters before throwing away.</li> <li>※Bring rechargeable batteries and coin batteries (model type SR or LR) to waste collection partner shops.</li> </ul>
<b>可燃ごみ</b> Combustible Garbage <ul style="list-style-type: none"> <li>●Food waste (kitchen waste, leftovers, shells, etc.)</li> <li>●Unrecyclable used paper (oily paper, thermal paper, etc.)</li> <li>●Ice packs, desiccants, disposable body warmers</li> <li>●Cushions, badly stained cloths</li> <li>●Wood waste (smaller than 30cm)</li> <li>●Cassette tapes, video tapes (storage covers and cases are incombustible garbage.)</li> </ul>	Food Waste 	<ul style="list-style-type: none"> <li>●The length must be up to 30cm.</li> <li>●Use a transparent or translucent bag.</li> <li>●Drain the kitchen waste well. Tie the opening of the bag firmly.</li> <li>●Throw away cardboard as recyclable paper.</li> <li>●Cut stained cloths and vinyl sheets to pieces within 30cm and bundle them with a string.</li> </ul>	
<b>小型家電</b> Small Electric Appliances Collection boxes available at community centers <ul style="list-style-type: none"> <li>●Electric or battery-powered home appliances of a length of about 20cm that can be put through the collection box inlet (30cm x 15cm) (mobile phones, game consoles, game software, cameras, AC adapters, cables, remote controls, modems, routers, earphones, CD players, MD players, PC accessories, radios)</li> </ul>	Mobile Phones 	<ul style="list-style-type: none"> <li>●Put in the small appliance collection box placed in the central community center, local community centers, city office, city office annex, Environmental Business Center, Recycle Plaza and Resource Collection Center (Hiratsuka Resource Collection Cooperation).</li> <li>●Delete data and personal information.</li> <li>●Remove the batteries and throw away as hazardous waste.</li> <li>●CDs, MDs, computers, light bulbs and fluorescent tubes are not small appliances.</li> </ul>	
<b>剪定枝</b> (木の枝) Trimmed Tree Branches Door-to-door collection by phone reservation (free of charge) See the backside for details. <ul style="list-style-type: none"> <li>●Must be less than 10cm in diameter and 80cm in length. (You do not need to cut the leaves off the branches.)</li> <li>●Bundle the branches with strings made of resin or natural materials. (Wire strings are not allowed.)</li> <li>The branch bundles must be less than 30cm in thickness and light enough for an adult to carry.</li> <li>※Please consult if the diameter of branches is thicker than 10cm.</li> <li>★We can not collect branches from horticulture businesses act and/or farmers and professional gardeners.</li> </ul>	Trimmed Tree Branches 	<ul style="list-style-type: none"> <li>●Do not throw away the branches as combustible or incombustible garbage.</li> <li>●Reserve the collection date by phone. (☎0463-24-1610)</li> <li>●Only grass and leaves are combustible garbage.</li> <li>●Cut bamboo, palm, toxicodendron (urushi waste), harmful plants (such as oleander), vines and rose stalks to the size of within 30cm long and 5cm thick. Throw them away as combustible garbage.</li> <li>●Do not bring them to the Environmental Business Center or the Oversized Waste Crushing Plant.</li> </ul>	
<b>粗大ごみ</b> Oversized Waste <ul style="list-style-type: none"> <li>●Futons (bedding), rugs, carpets, goza (rush mats), chairs, lounge suites, wardrobes, desks, tables, beds, mattresses, etc.</li> <li>●Cubic-shaped garbage: Between 50cm and 2m on any side.</li> <li>●Plate-shaped and rod-shaped garbage: Between 1m and 2m in diameter or length. ●Garbage heavier than 25kg.</li> </ul>	Futons (Bedding) Beds 	<ul style="list-style-type: none"> <li>●Dispose of at a collection point (charged) ※The garbage collection centers vary depending on the type of garbage.</li> <li>◆Kankyo Jigyō Center (Environmental Business Center) (☎0463-55-6615) ※closed on Sunday</li> <li>For disposal of futons (bedding), goza (rush mats), carpets, mattresses (without springs), etc.</li> <li>※You can dispose of futons, carpets and rugs as combustible garbage if they are cut into less than 30cm pieces and bundled with string.</li> <li>◆Sodai Gomi Hasai Shoriyō (Oversized Waste Crushing Plant) (☎0463-22-4557) ※closed on the 29th, 30th and 31st of every month</li> <li>For disposal of desks, chairs, wardrobes, lounge suites, mattresses (with springs), beds, etc.</li> </ul>	
① Door-to-door collection by phone reservation (charged) ② Disposing at a collection point (charged) See the backside for details.	<ul style="list-style-type: none"> <li>●Door-to-door Collection (charged)</li> <li>Measure the waste (width, depth and height) and reserve a date for collection by phone. (☎0463-24-1610)</li> <li>After making the reservation, purchase garbage collection fee tickets, attach them to the waste and leave it outside on the collection date.</li> </ul>		

## Outsourced private companies collect oversized waste and trimmed tree branches.

Contact: **Call Center for Oversized Waste and Trimmed Tree Branch Collection**

**☎0463-24-1610 ◆Reception Hours 8:30 A.M. - 5:00 P.M. (Mon - Fri)**

### Reservation for Oversized Waste Door-to-Door Collection (Charged)

①Check the items before making a telephone reservation

●Refer to the "How to Separate and Dispose of Household Garbage and Recyclable Resources" and check if the items are oversized waste and meet one of the following criteria.

1. In the case of a cube, the length of each side is more than 50cm and less than 2m.
2. In the case of a plate and rod, the diameter or length is more than 1m and less than 2m.
3. The weight is heavier than 25kg.

※Check the type of oversized waste, quantity and precise size (width, depth and height).  
(This information is required when making a reservation.)

②Make a telephone reservation

- Call the call center (☎ 0463-24-1610) to make a reservation.
- Tell the items, quantity, size (width, depth and height), your address, name and phone number.
- The center will arrange the collection date based on your schedule and availability.  
(The end of month (29th -31st) and new year's holiday are business holidays.)
- The center will decide the fee and number of garbage collection tickets needed and the collection point.
- Call the center by A.M. prior to the collection day to add or change items after reservation.

③Purchase the Oversized Waste Collection Tickets (Garbage Collection Tickets)

- After reservation, purchase the garbage collection tickets at a local convenience store that is contracted with Hiratsuka city.
- You will be informed of your nearest convenience store when making the reservation.
- You can also find the convenience store information on the Hiratsuka city website.
- Put the collection date and your name on the ticket.
- Attach the ticket to the waste and place it at the designated collection point before 8:30A.M. on the collection date.

### Reservation for Trimmed Tree Branch Door-to-Door Collection

①Call the call center (☎ 0463-24-1610) to make a reservation.

②Tell your address, name, phone number, the type and number of branch bundles and the collection point.

③The center will arrange the collection date based on your schedule and availability.

④Bundle the branches and leave at the collection point before 8:30 A.M. on the collection date.

※There may be a waiting list so reserving before trimming is advised.

■The branches need to be no more than 10cm thick and 80cm long. You do not need to cut the leaves.

■Bundle the branches with a resin string or natural materials to the size of within 30cm in diameter. The bundled branches must be heavier than the weight that an adult can carry.

■Leave the bundled branches outside in a place where the collectors can easily load them in the car.

■Do not mix any other waste such as bottles, cans, stones and nails in the branches as they can damage the disposing machine.

■You cannot dispose of the branches at collection points for combustible or incombustible garbage.

### How to Dispose of Small Dead Animals Including Pets

■Bringing in (charged)

① Mon - Sat 8:30am - 12:00pm / 1:00pm - 5:00pm

■Collection at home (charged)

② Mon - Fri 8:30am - 12:00pm / 1:00pm - 4:00pm

■Collection of small stray animals (free)

③ Mon -Sat 8:30am - 12:00pm / 1:00pm - 5:00pm

Call 0463-55-6650 during the above time.

※In the case of ③, call 0463-23-1111 outside the above hours.

### How to Dispose of Recyclable Home Appliances

Eligible Equipment: ●air conditioners ●TVs ●freezers and refrigerators ●washing machines and clothes dryers

◇Dispose by one of the following methods.

(1) Ask the store you have purchased the equipment at or the store you plan to purchase new equipment to pick up the old.

(2) Request a private waste removal company.

The following three companies can be requested. The collection fee must be paid by cash.

Requesting these companies is easy as you do not need to purchase any home appliance recycling tickets.

(Ask the companies about the fee details as they may have extra charges besides the fee specified by law.)

Clean Service	2545-1 Okami, Hiratsuka-shi	☎0463-54-4965
Kanagawa Kankyo Kaihatsu	16-11 Nakado, Hiratsuka-shi	☎0463-21-4792
Aoki Shoten	15-12 Nakado, Hiratsuka-shi	☎0463-25-1138

※See the Hiratsuka city's website for more information.

(3) Purchase home appliance recycling tickets at a post office and take the equipment to one of the facilities below.

◇Home Appliance Recycling Tickets

Check the manufacturer of the equipment before purchasing a ticket at the post office.

The ticket fee varies depending on TV size (inch) and the capacity (ℓ) of a refrigerator or freezer so check this information as well.

Home Appliance Recycling Ticket Center: TEL 0120-319640

See the website of the Association for Electric Home Appliances and Home Appliance Recycling Ticket Center for information on fees.

■Seino Transportation Chigasaki Pick-up Center

Address 822-4 Imajuku, Chigasaki

TEL 0467-87-1305

Working Hours 9:00A.M.-12:00P.M.

1:00P.M.-5:00P.M.

(excluding Sundays and public

holidays)

■Sato Co., Ltd. Recycling Department

Address 1075 Hagisono, Chigasaki

TEL 0467-84-6785

Working Hours 8:00A.M.-12:00P.M.

1:00P.M.-5:00P.M.

(excluding Sundays and public

holidays)

(4) Request collection by Hiratsuka city.

Same as with oversized waste, call ☎0463-24-1610 to make a reservation but please be aware of the following.

※In addition to home appliance recycling tickets, the collection fee of 2,500 yen (5 garbage collection tickets) is required.

●Your presence is required at the time of collection.

Choose A.M. or P.M. when making a reservation.

●Do not attach the tickets to the equipment. Give the tickets to the garbage collectors.

### Waste Non-disposable by Hiratsuka City

■Generally non-disposable waste

pianos, motorbikes, tires, batteries, fire extinguishers, fireproof safes, bathtubs, dirt, stone, concrete blocks, bricks, mill, roof tiles, propane gas cylinders, kerosene, gasoline, waste oil (except cooking oil), paint, chemicals, pesticides, surfboards, generators, solar power generators, parts related to cars and motorcycles.

→Consult your dealer or a waste removal company.

■Industrial waste: Request an industrial waste disposal company to dispose of industrial and construction waste.

■If repair companies generate waste at home, they must dispose of the waste.

■Waste generated from business activities: The waste generated from business activities such as stores, companies and restaurants must be managed by the business. If the business can not manage the waste, a licensed waste removal company must be requested.

※Licensed industrial waste removal companies are listed on the Kanagawa prefecture's website. Licensed general waste removal companies are listed on the Hiratsuka city's website.

### Illegal Dumping

**Illegal dumping is a crime.**

According to the "Waste Management and Public Cleaning Law", imprisonment for up to 5 years or a fine of up to 10 million yen can be imposed on individuals. A fine of up to 300 million yen can be imposed to corporations.

If you find illegal dumping, please provide the following information.

※date, place, illegally dumped waste, quantity

※type, color and license plate number of the vehicle that has illegally dumped.

Call the Environmental Policy Section. TEL: 0463-21-9762 (direct)

### Rules of Garbage Collection Points

Make sure to dispose of the garbage at the designated collection point in the area you reside.

※If you dispose of the garbage at a collection point in another area, that may cause trouble.

Keep to the collection date and time (between the early morning hours and 8:30A.M. on the collection date).

Keep the collection point clean, cooperating with your neighbors as a member of your community.

※The collection points (managed collection points) of apartments and condominiums are managed by management companies.

### How to Dispose of Computers

Manufacturers collect home computers based on the "Law for the Promotion of Effective Utilization of Resources". For more information, contact the PC 3R Promotion Association.

<https://www.pc3r.jp> TEL: 03-5282-7685 FAX: 03-3233-6091

Companies certified under the "Law for the Promotion of Recycling of Small Electrical Waste and Electronic Devices" can be requested for collection as well. For more information, contact Renet Japan Inc.

<https://www.renet.jp> TEL: 0570-085-800 E-mail: [call@renet.jp](mailto:call@renet.jp)

Collectable Equipment: desktop and laptop computers

※Accessories such as monitors, keyboards, mice and codes enclosed in the computer box are eligible for collection as well.

### Multilingual Garbage Separation Table

A free app "Catalog Pocket" for smartphones and tablets can help translate the garbage separation table into multiple languages. Text-to-speech function available.

10 languages including Japanese, English, Korean, Traditional Chinese, Simplified Chinese, Thai, Portuguese, Spanish, Indonesian and Vietnamese are available.